



STAR LEGACY FOUNDATION

2017 STILLBIRTH SCORECARD

OHIO



33

National Rank

IN OHIO

2017 STILLBIRTH RATE

6.3

2017 TOTAL # OF STILLBIRTHS

864

DISPARITY RATIO*

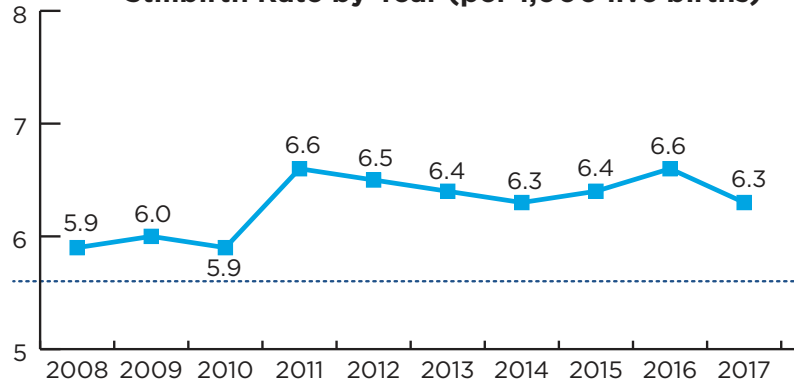
1.8

*Comparison of ethnic group with the highest rate of stillbirth to the ethnic group with the lowest rate of stillbirth

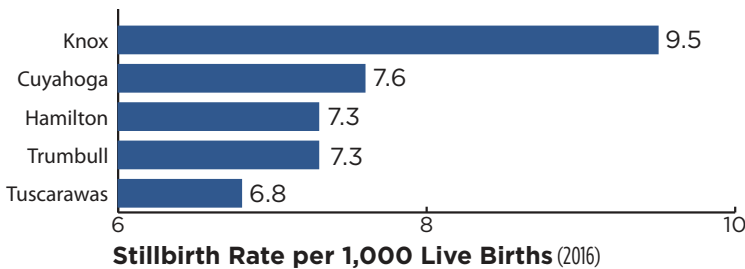
STILLBIRTH RATE FOR 2008-2017

Definition of Stillbirth: 20 weeks of gestation or more

Stillbirth Rate by Year (per 1,000 live births)

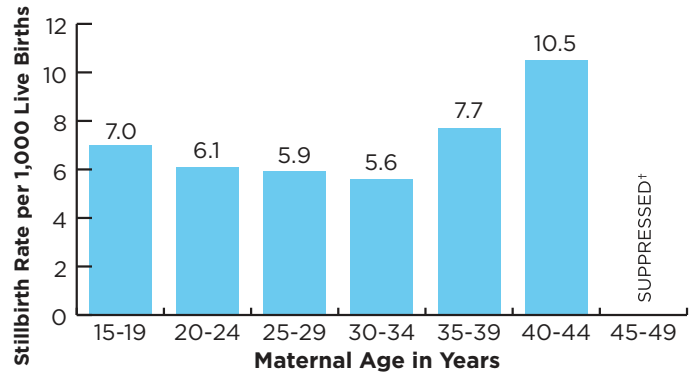


STILLBIRTH RATES BY COUNTY OF MATERNAL RESIDENCE



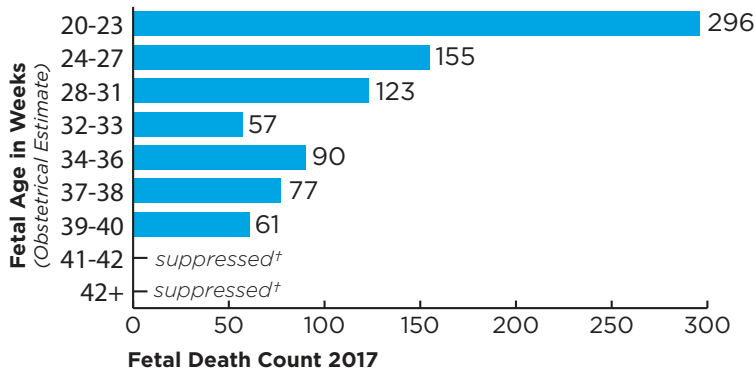
County data provided by: Retrieved from correspondence with state health department

MATERNAL AGE



*smaller numbers are not reported to protect the family identities

GESTATIONAL AGE



*smaller numbers are not reported to protect the family identities

All data (except county data) provided by: CDC Wonder Center for Health Statistics

MATERNAL RACE/ETHNICITY

